



The Fancy Cinderella



I'll meet you at 4 pm at the **city center**.  
I'm taking you to the **circus**.



No way! Today we are going to the **cinema**!




O.K. so let's go together to the **city center** to have some **cinnamon cereal** and drink some **cider**.




We are going to see The **Fancy Cinderella**. It's a love story.




A love story? Again? I think the **circus** will be better!



I want to see this love story. A lady falls in love with the **prince** and becomes the **fancy Cinderella**.















You are my **Cinderella**...



And you are my **prince**...

## Word List

1		city	
2		center	
3		circus	
4		cinema	
5		cereal	
6		cider	
7		fancy	
8		Cinderella	
9		see	
10		love	
11		prince	
12		cinnamon	

## **Maze: Find the Way to the Center!**

### **Instructions:**

**Preparation:** Glue to stiff paper or cardboard, or just laminate and cut out, the game materials:

Game board.

Word Picture cards.

### **To play:**

The game is a maze. The pupil should read the word at the beginning of the maze, find the matching picture card for the word, and then the pupil continues to the next word along the way, reads it and finds the picture for it.

The goal is to get to the Center!

# The City



cider

cinnamon

cinema

circus

cereal

Center



fancy

Cinderella

see

love

prince

