















Tin-Tin



Word List

1		Tin Tin	
2		spit	
3		spits	
4		sit	
5		sits	
6		in pit	
7		pit	
8		pits	
9		spin	
10		spins	
11		tin	
12		tins	

Build-the-Words Game

Goal: Collect all the letters of the words to receive a smiley card. Whoever receives the most smiley cards is the winner.

Instructions:

Equipment – pile of cards with single letters

10 T cards

10 P cards

10 I cards

10 S cards

10 N cards

1 game board per player

16 smiley cards

Each turn a player picks up a letter card and places the letter card on his game board to spell a word.

Any player who completes a word receives a smiley card.

The player with the most smiley cards is the winner.

Letter cards and smiley cards: laminate and cut out these cards and the ones on the page following the game board.

S	S	S	S	S	S	S
S	S	S				

Print and laminate two copies of the game board on the next page, one for each player.

Build-the-Words Game Board

Tin-Tin

			-		
--	--	--	---	--	--

in

--	--

pit

--	--	--

spins

--	--	--	--	--

pits

--	--	--	--

tins

















--	--	--	--

sit

--	--	--

spits

--	--	--	--	--

							
							
i	i	i	i	i	i	i	i
i	i	t	t	t	t	t	t
t	t	t	t	p	p	p	p
p	p	p	p	p	p	n	n
n	n	n	n	n	n	n	n