

The Balls Spill at the Hill




Nell is tall. Nell sells balls.



All the balls are red and black.
All the balls are small.




Nell and the kids hike at the hill.



They had ten small red and black balls. They let the balls spill.

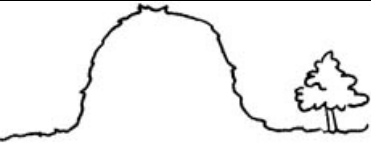













All ten balls are in a pile.
The kids yell, "There are ten!"



The kids hike back.
They tell Nan and Ken.

Lesson 15, -ll

1		<i>hill</i>	
2		<i>ball</i>	
3		<i>small</i>	
4		<i>spill</i>	
5		<i>yell</i>	
6		<i>tell</i>	
7		<i>Nell</i>	
8		<i>black</i>	
9		<i>tall</i>	
10		<i>hike</i>	
11		<i>pile</i>	
12		<i>all</i>	





















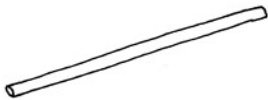











Lesson 15, -ll

Rhyming Words Board Game

Preparation: Glue board and cards onto stiff paper, (lamine), cut out cards.

Play: Lay out the word cards face up (in rhyming groups). Place soldiers on "start." Roll a dice to advance. When you land on a word, read it aloud, and take a card from the "pot" that rhymes with it (not the word itself). When the first player reaches the end, whoever has the most cards wins. (Alternatively, you can play "concentration" or "Go Fish" with the rhyming card pairs alone.)

Cards:

<p>hill</p> 	<p>spill</p> 	<p>pile</p> 	<p>smile</p> 
<p>tell</p> 	<p>Nell</p> 	<p>sell</p> 	<p>yell</p> 
<p>like</p> 	<p>Nike</p> 	<p>hike</p> 	<p>bike</p> 
<p>snack</p> 	<p>black</p> 	<p>can't</p> 	<p>plant</p> 
<p>tired</p> 	<p>hired</p> 	<p>map</p> 	<p>cap</p> 
<p>stick</p> 	<p>kick</p> 	<p>she</p> 	<p>he</p> 
<p>tall</p> 	<p>small</p> 	<p>ball</p> 	<p>all</p> 
<p>I</p> 	<p>eye</p> 	<p>red</p> 	<p>said</p> 

Lesson 15, -ll

START	map	Ned		hill		smile	
							sack
pile	small		cap	eye	like		tall
spill					tired		can't
		me	END				
plant					sell		black
I		Nell					
Mike		all		stick	yell		she
							bike
bed	hired		ball	hike	tell		pick