


The Snack at the Track



Ben picks a snack.
Ned packs the snack.




He packs the snack in his backpack.
His backpack is behind his back.




Ned ran at the track.
He ran there and back.



Ben had the snack in Ned's
backpack.




Ned asks, "The snack?"
There isn't a snack!



The snack's in Ben.
He's sick in a sack.


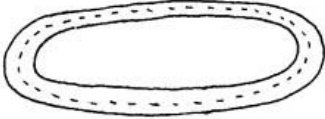







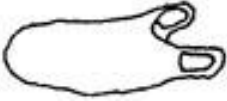

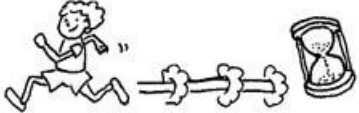


Ned's mad at Ben.
Ned hasn't a snack. He kicks a stick.



He cracks his back.

Lesson 11, Target letter combination: -ck

1		<i>snack</i>	
2		<i>track</i>	
3		<i>pack</i>	
4		<i>back</i>	
5		<i>backpack</i>	
6		<i>sick</i>	
7		<i>stick</i>	
8		<i>kick</i>	
9		<i>neck</i>	
10		<i>sack</i>	
11		<i>mad</i>	
12		<i>ran</i>	

Lesson 11, Target letter combination: -ck

Game: Match the Rhyming Words puzzle

Preparation: Paste onto cardboard (lamination optional) and cut out the nine squares on dotted lines only. (Do not cut out triangles.)

Play: Learner reads the words aloud and completes a 3X3 square puzzle by matching the square edges of the words that rhyme. Top and bottom of a column are also a pair, and two ends of a row are a pair. There are multiple correct ways to arrange the squares.

