

Len and his Cat



Len has a cat.



The cat is black.



Len talks. The cat listens.



The cat held a lemon.














The cat likes milk.  
The cat licks his lips.



Len likes his little cat and he smiles.

Word List

1		Len	
2		black	
3		talk	
4		listen	
5		like	
6		little	
7		lick	
8		lips	
9		smile	
10		held	
11		lemon	
12		cat	











# Lotto game

Preparation: Cut out the 2 Playing Boards, 8 Cards.

HOW TO PLAY: Each player takes a playing board and the smaller cards are placed face down on the table. The youngest player starts by turning over one of the cards and matching it with one of the words on his playing board. If he cannot, he leaves the card face upwards on the table. The next player may then take this card or selects another. Play continues; should a player turn over a card the he already has, play passes to the next player.



The winner is the first player to cover all his characters on his playing board.

FOR OLDER CHILDREN: If a player picks up a card he does not need he replaces the card face downwards on the table. The other players then have to remember where that card was replaced if they need that particular card.

<p><b>talk</b></p> 	<p><b>lemon</b></p> 	<p><b>smile</b></p> 
<p><b>listen</b></p> 	<p><b>Len</b></p> 	<p><b>black</b></p> 
<p><b>lips</b></p> 	<p><b>like</b></p> 	<p><b>cat</b></p> 
	<p><b>little</b></p> 	



# Lotto Game





listen

# Lotto Game



cat



lips



like



little