



### The Bribe



Mike, Nick and Tim are men. Mike is a timid man. He has a bike.



Nick has Mike's bike.  
Tim has cash and bribes Nick.  
"Hide Mike's bike in the sand."



Nick has the cash!  
Tim pretends he did a trick.



Mike: "Tim, admit it, this isn't a trick.  
Nick has a bribe! A bribe can be a crime."  
Tim: "It isn't a crime. It is a trick!"














Mike trips in the sand!  
He kicks the red bike!!!



It isn't a trick.  
It isn't a bribe.  
Tim and Nick did a crime!

Word List

1		bribe	
2		Mike	
3		bike	
4		crime	
5		hides	
6		pretends	
7		trick	
8		trips	
9		kicks	
10		admit	
11		timid	
12		Nick	

**Game:**

**A trick: Turn the 12 triangles into a pyramid**

An empty template for the game for this particular lesson, that you can use to make similar games for other lessons, can be found in the "game templates" section on the "Documents for Download" page.

You can enlarge the following puzzle when you print it. Lamination optional, or glue onto cardboard. Cut the puzzle up into 16 triangles.

The goal is to build a pyramid from the individual triangles by matching two words along the touching edges of every triangle.

Each triangle has three different words taken from the word list.

As the game requires that the learner reads out the matching words he can use his word list as a reference. Encourage the learner to make up his own rules for the game (read the words, also give their definitions, etc.)

