

Billy's Party




Billy is ten. His family is making a party.



His sister Sally is baking him a grape cake. She is adding some grapes, eggs, and milk.



Billy is going home with his friends. They are picking red roses from the garden.



He kept them in a glass.



The party is starting. Dan, Billy's friend, is kicking a small ball at the party.



The ball hit the glass. It fell off and broke.



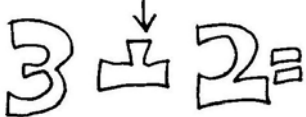











Billy is sad that the glass broke.



Sally brings him some tasty cake. He likes cake! He is happy!

Word List

1		baking	
2		kicking	
3		adding	
4		picking	
5		going	
6		glass	
7		broke	
8		fell off	
9		garden	
10		tasty	
11		friend	
12		grapes	

Match the Story Sentences to the Pictures

Preparation:

1. Glue a copy of the story onto cardboard. (Laminate if you wish.)
2. Cut apart the sentences and the pictures.

Play:

1. Make a pile of the sentences and a pile of the pictures.
2. Ask the learner to match the correct sentence to the correct picture.
3. Next, ask the learner to arrange the pictures and the sentences in the correct order (according to the story.) If the learner needs a reminder about the story or its order, allow the student to peek at the story.

4. An activity that would require more creativity and speaking skills: ask the learner to arrange the pictures in a different order and tell you a new story, based on the new order of the pictures, using as much English as possible.

You can prepare a similar matching game from any of the stories.