

Mrs. June's Wet Wig



Mrs. Tune and Mrs. June went swimming. Mrs. June wore her wig. The two women swam.



It was windy. Mrs. June's wig fell.



Mrs. June wept. "My wig! It's wet and sandy! This is bad. I am upset. It is my best wig."



"Lift it," said Mrs. Tune. "Walk to the land. Put it in the cabin. Let it drip."








"I will," said Mrs. June. "I wasn't wise. I was careless. I am sad. I want my pretty wig."



The wig is dry. Mrs. June put it back on. Mrs. Tune and Mrs. June sat at the cabin.

Word List

1		wig	
2		swimming	
3		swam	
4		wept	
5		walk	
6		windy	
7		sad	
8		cabin	
9		women	
10		two	
11		wet	
12		land	

FISHING GAME

Play a fishing game to practice reading the words from the word list.

Use a magnetic fishing pole to "catch" a fish. Read the word on the fish. You can take turns catching the fish but the student should always read the word.

Materials:

Fishing pole: 1 round magnet 1 wooden stick or chopstick string or a shoelace (about 60 cm) hot glue gun	Fish: 12 plastic cards or heavy paper 12 paper clips Words on paper squares (see below)
--	--

Preparation:

To make the fishing pole:

Take a wooden chopstick. Wrap the string around the top of the stick and secure in place with hot glue.

Hot glue the magnet to the other end of the string.

To make the fish cards:

The cards can be used in the rectangle shape or cut into a fish shape. Attach a paper clip to the nose of the fish. The paper clip allows you to pick up the fish with the magnet, and also holds the word in place.

Cut up the following words and paperclip to the fish cards. You can add any words from previous lessons, for review (clip to the other side of the fish).

You can play this game for any lesson using appropriate words.

wig	wept	sad	two
swimming	walk	cabin	wet
swam	windy	women	land