

Shelly's Shop



Shelly has a little shop at the Sheraton mall. She is having a big sale. So, don't hush, hush. Everyone share the word.



We like shopping at Shelly's shop. Dan shops for a cap. It's a cap with a shape on it. It looks like a jellyfish.



Ann sees red shoes on the shelf. They are shoes with shiny shells on them. She says, "They are not too flashy for Shira's lavish party"



My mom shops for warm socks. They are socks with sheep on them. "I shall be putting them on shortly".



I shop for new short-shorts with sharks and sharp teeth. "I wish they only cost 20 Shekels".















When it's time to pay for the goods, they all blush and say, "Oh Gosh"! "Mom put the cash in the trash!"

Word List

1		shop	
2		shapes	
3		jellyfish	
4		shoes	
5		blush	
6		share	
7		sheep	
8		shells	
9		trash	
10		sharp	
11		shark	
12		shekels	

This type of puzzle allows the learner to match the word to its picture with a built-in self-check.

Preparation: To create a game for any lesson, paste the 12 word-list word/picture pairs into the two sides of each puzzle (match word to picture). (Variations: opposites, past/present verbs, rhymes...) Glue onto colored paper (coloring, lamination optional) and cut out halves. **Play:** Match halves!

	<p>shark</p>		<p>jellyfish</p>
	<p>share</p>		<p>shapes</p>
	<p>shop</p>		<p>sheep</p>
	<p>shekel</p>		<p>blush</p>
	<p>trash</p>		<p>sharp</p>
	<p>shoes</p>		<p>shells</p>