
















The Tire in the Mire in Nike's Empire



1		admire	
2		tire	
3		tired	
4		spire	
5		Sire Nike	
6		bike	
7		ride	
8		attire	
9		strap	
10		mire	
11		bind	
12		empire	

## Rhyming Words 3x3 Puzzle

### Instructions:

This is a more sophisticated form of "concentration" because it includes a self-check.

Pairs in this game are rhyming words.

Preparation options: You can glue your puzzle (this size or enlarged) onto colored paper or cardboard and laminate. You can make giant squares on stiff board or Bristol for group play.

Cut out the squares on the dotted lines only (don't cut out the triangles).

To play: match rhyming words, placing them together (the edges of their squares touching). Assemble the puzzle into a 3X3 square so that every word only touches a rhyming word. You will have to check that all the sides of the square touch a rhyming word since there may be more than one pair of words with the same rhyming ending.

There are lots of "right ways" to assemble the puzzle, since the words at the top and bottom of each column and both ends of each row also rhyme.

Thanks for this idea to Vivian Gordon, SEN materials expert at David Yellin.

spine kite ride	spire mire	pack strap	hike bike Nike	bite stick
side pin desire	admire attire	tap dine	tick mire spin	spin
empire dine pine	ripe stripe	spine tack	pin bribe tribe	nine dike