



Mr. Mish Mash and the Mad Cat



This is Mr. Mish Mash. He has maps, mats, Batman masks and mad cats.



He met Sam and Pam. "A map? A mask? A mat?" said Mr. Mish Mash.




"Hmmm", said Sam. "A cat!"




Sam has a cat.
Mr. Mish Mash has CASH!




Pam said, "That cat is mad!! I can't rest! I can't stand that mad cat!"



Sam said, "It's a mad cat!
Pam is mad and sad! She can't nap!"















"The cash back!!!" he said.



Mr. Mish Mash isn't mad.
He asks, "A map? Batman masks? A mat?"

Word List

1		Mr. Mish Mash	
2		mad	
3		mat	
4		mask	
5		masks	
6		maps	
7		Pam and Sam	
8		cash	
9		nap	
10		cat	
11		cats	
12		mad cats	

Bingo Game

- Print out a Bingo card with the words for each player (2, below).
- Print out the pictures and cut them into cards.
- Mix up the picture cards and place them in a bag.
- Pull them one by one from the bag. Student looks at each picture, finds and reads the matching words/phrases on the Bingo board.
- Students place a coin on the word that the picture represents.
- The first student to complete a row diagonally, vertically, or horizontally is the winner.

Bingo			
He naps.	cash	Pam and Sam	mask
maps	mat	cat	He's mad.
Mr. Mish Mash	Pam	mats	map
masks	ask	mad cats	Sam

Bingo			
mats	mad cats	map	He's mad.
Pam and Sam	mask	He naps.	cash
mat	Mr. Mish Mash	masks	maps
cat	Sam	ask	Pam