



# It is I!



I sit.  
It sits.




I spin.  
It spins.



I pin pins.  
It pins pins.



I spit pips in tins.  
It spits pips in tins.















It's I, isn't it?



It is!








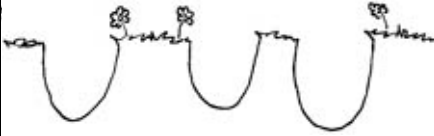

Lesson 1, Target letters: i,t,p,n,s

1		<i>pin</i>	
2		<i>pins</i>	
3		<i>spin</i>	
4		<i>pit</i>	
5		<i>pits</i>	
6		<i>tin</i>	
7		<i>tins</i>	
8		<i>sit</i>	
9		<i>spit</i>	
10		<i>in</i>	
11		<i>I</i>	
12		<i>in tins</i>	

Lesson 1, Target letters: i,t,p,n,s

**Games for matching pairs:** Cut up cards and glue onto colored paper. Match the picture to the word. Game ideas: 1) Learner can simply look for pairs, 2)

Play Concentration (cards face down, take turns turning over pairs to find matches), 3) Go Fish: deal 4 cards each, ask each other for matching card, and draw from the center pile if the other player can't supply it; s/he with the most pairs wins.

<p><b>pin</b></p>	<p><b>pins</b></p>	<p><b>spin</b></p>
		
<p><b>sit</b></p>	<p><b>tin</b></p>	<p><b>tins</b></p>
		
<p><b>pit</b></p>	<p><b>pits</b></p>	<p><b>in</b></p>
		
<p><b>I</b></p>	<p><b>spit</b></p>	<p><b>in tins</b></p>
