

Lily and the Fish



Lily is restless. She dresses. She likes pet fish. She plans a trip.



She finds a fish she can carry in a sack.



Lily passes happily by a hill. She has her fish in a sack.



Lily misses the last step and falls. The sack falls, and the fish flips in the sand.



Lily sits sadly. She is helpless. She calls, "Help! My fish is in the sand!"



A kid in her class, Alan, passes Lily. He asks her kindly, "Can I help?"















Alan isn't helpless. He finds a dish in the sand and fills it. Alan kindly lifts the fish and sets it in the dish. The fish is in the dish and rests happily.



Lily smiles happily at Alan. Finally, Lily finishes her trip. Her fish is safe in her dish. The fish and Lily are stressless.

Word List

1		restless	
2		dresses	
3		passes by	
4		happily	
5		misses	
6		sadly	

7	 A black and white illustration of a young boy standing on a grassy bank, looking out at a small boat on a body of water. The sky has a few clouds.	helpless	
8	 A black and white illustration of a classroom. A teacher is standing at the front, pointing to a board that says 'MATH 2 + 3 = 5'. There are several students at desks, some reading. A sign on the door says 'CLASS 2B'.	classes	
9	 A black and white illustration of a boy helping a girl who has fallen on the ground. They are outdoors near a tree.	kindly	
10	 A black and white illustration showing a girl putting the final piece into a puzzle. In the next moment, she is shown with her arms raised in celebration, holding up the completed puzzle.	finally	
11	 A black and white illustration of a boy running through a finish line. A banner says 'THE END!' and there are confetti falling around him.	finishes	
12	 A black and white illustration of a girl relaxing in a hammock strung between two trees. There is a small table with a drink next to her. The scene is peaceful with a sun and clouds in the sky.	stressless	

[Links to Online Games](#)

<https://wordwall.net/resource/113193416>

<https://wordwall.net/resource/113193533>

[Suffix Puzzle - Build the Words](#)

Step 1 - Match the Pieces

The student looks for matching puzzle pieces.

The student connects a base word with the correct suffix.

Examples:

- help + less = helpless
- happy + ly = happily
- finish + es = finishes

Step 2 - Read the Word

After connecting the pieces, the student:

1. reads the whole word aloud
2. identifies the suffix
3. says the base word

Example:

"helpless"

suffix: less

base word: help

Optional Extension Activities

Meaning Practice

Ask:

"What does helpless mean?"

or:

"What does stressless mean?"

Sort by Suffix

After building all the words, the student sorts them into groups:

- words with **-less**
- words with **-ly**
- words with **-es**



Suffix Puzzle: Build the Words!



Match each base word with the correct suffix.
Put the pieces together and read the new word.

help 


rest 

stress 

happy 

kind 

final 

class 

dress 

miss 

finish 



less 

less 

less 


ly 

ly 

ly 

es 

es 

es 

es 

Teacher Instructions - "Help Lily and Her Fish!"

The teacher should bring:

- *The printed game board.
- * One die (dice).
- * A small game piece ("player").
- * pencil or dry erase marker

How to Play:

1. Place the student's game piece on START.
The student rolls the die and moves forward.

2. Complete the Task

When the student lands on a space, they complete the activity, such as: build a word, read a word, identify the suffix and find a word in the story

The student should always: read aloud, say the suffix, read the whole word again

Example:

help + less = helpless

Special Spaces:

"Oh no!"

The student reads the words in the box before continuing.

"Alan helps!"

The student moves forward one extra space.

"Find it in the story!"

The student looks in the story and finds a word with the target suffix.



Help Lily and Her Fish!



Read, build, and find the words with the suffixes es, less, ly.

START

Lily begins her trip!



1 Build the word.

help + less

Read it.



2 Read the word.


happily

What is the suffix?



3 Find it in the story!

Find a word with -ly.



4 Build the word.

class + es

Read it.



5 Oh no!

Lily misses the last step and falls!

Read these words.

misses


sadly



6 Build the word.

kind + ly

Read it.



7 Alan helps!

Move forward 1 extra step.



8 Build the word.

finish + es

Read it.



9 Find it in the story!

Find a word with -es.



10 Find it in the story!

Find a word with -less.



11 Read the word.

stressless

What is the suffix?



FINISH!

Lily finishes her trip. Her fish is safe in her dish. The fish and Lily are stressless!



Present Simple Verb spelling rules S/ES for lesson 20

Some ideas for how to use these game cards in combination with speaking and spelling.

Print, laminate and cut out the game cards. Then cards can be used to:

1. Do a memory game - word and picture - when a pair is found student needs to add S/ES.
2. Have cards face up - student matches, then writes correct S/ES for third person.
3. Student picks word, choose S/ES and spells word - then says a sentence with the word.
4. Basketball spelling! Student/s gets a pack of cards (either words or pictures - depending on what you want the student to practice). Student picks a card, spells the correct third person form, then if gets it right - throws ball into basket. If doesn't get it right - doesn't get a chance to throw the ball. This is great in a team.
5. The cards could be used in a race - students run get card, run back and write the correct form on the board.

PICTURE VERB CARDS



BASE WORD CARDS (VERBS)

dress

pass

miss

kiss

stress

press

smell

spell

find

fall

ride

hide

ask

pick

listen

talk

lift

sit

stand

defend