



# A Rat in Dan's Crib



There is a rat in Dan's crib!



Dan can't rest in his crib. Dan is sad.




Dan can rest in Dad's bed.




Dad can trap the rat.




In the trap there is a banana.



The rat nips the banana.











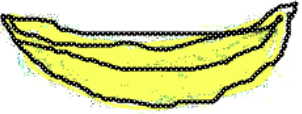



The rat is in the trap!



Dan can rest in his crib.

## Word List

1		rat	
2		crib	
3		rest	
4		trap	
5		there	
6		nips	
7		his	
8		can't	
9		sad	
10		bed	
11		banana	
12		can	

## Snakes and Ladders

## Instructions:

**Equipment:** Board and cards - glue onto cardboard (lamination optional) and cut up cards. One die, one "soldier" per player.








**Preparation:** Shuffle the cards and place them face down in a pile. (Or, to make it easier, leave them face up on the table so the learner can choose which card s/he knows - and can choose the easiest first.)





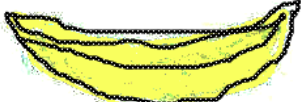

**Play** "Snakes and Ladders" the regular way: roll a die and move the number of spaces on the die.

When a player lands on the bottom of a ladder, he must take one card and read it or say the word that describes the picture (see word list for hints). That earns the right to go up the ladder.

When a player lands on a snake's tail, he must take one card and read it or say it correctly. If he can do that, he can stay in place and not slide down the snake.

Cards: glue onto cardboard, (lamine), cut up

	rat	nips
	crib	
	rest	there
	trap	 

	his	
	can't	sad
	bed	
	banana	can

SHAKES AND LADDERS

