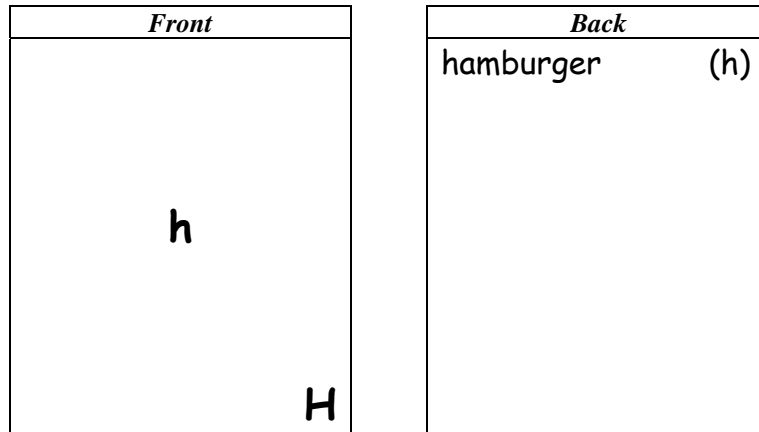


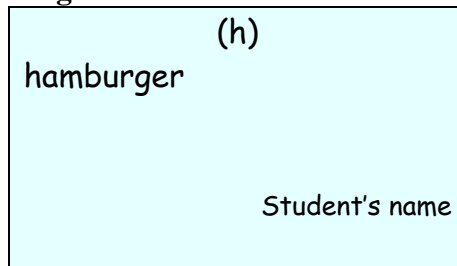
Teaching new material: Lesson 4: h, th

1. Make a white card for the letter “h” (no red line on top- it’s a consonant).
“h” has one sound.

Suggested clue words: (h): hamburger, hat, hand



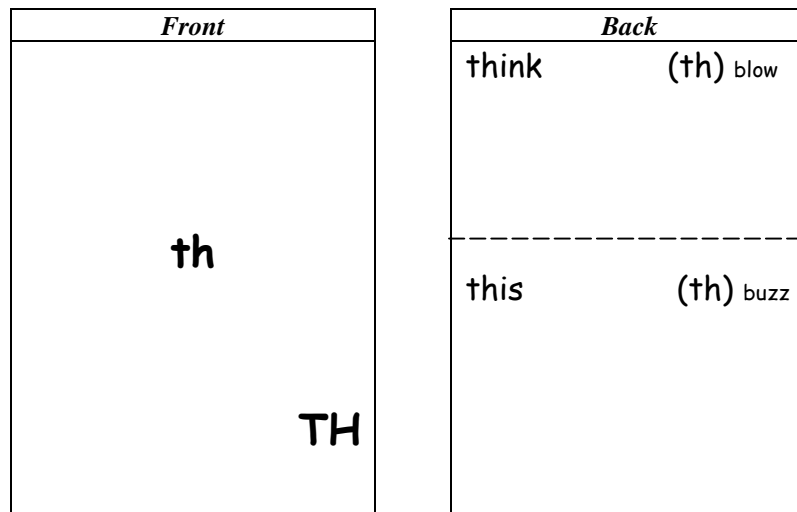
2. Make a blue card recording the clue word.



3. Teach how to write capital and small h in print (H, h) and in cursive ().
4. Practice writing letters and words on white board and in Machberet Chachama.
Words to practice writing: has, had, his, hand, hat, hit, hits.

5. Make a white card for ‘th’.

Suggested clue words: th (blowing): think, thank you, thumb; th (buzzing)- this, that, they.



Teaching new material: Lesson 4: h, th

6. Make a blue card to record the clue word for each sound.

(th) blow think Student's name	(th) buzz this Student's name
--------------------------------------	-------------------------------------

6. Teach how to write capital and small “th” in print (Th, th) and in cursive ().

7. Practice writing letters and words on white board and in Machberet Chachama.
Words to practice writing: this, that, than, thin.

Add to the last, or make a new, yellow “exceptional and common words” card. In this case, none of the words are exceptions, only common sight words. Choose as many as you think the learner can handle. (You can have the learner write, in pencil in Hebrew, the meaning of each word.)

has had his hand hat this that than thin
--