

Two Good Cooks



Benny: I am from Israel, my name is Benny and I am a good cook.



Sammy: I am Sammy and I am from India. I am the BEST cook!



Benny: Oh, yes? Let's see!



Sammy: O.K. Here is a plate I made: take a good look and taste!!



Benny: And this is...?



Sammy: That is a curry, with duck and lime. Try it!



Benny: I like it, but it's messy and sticky. Try mine! I mix it in a wok. It has Coke, beets, sugar, salt and green avocado.



Sammy: I'm sorry! It's not good! I am sick! I am going to vomit! I need a drink! Quick!














Benny: I was kidding! It has good things in it.



Sammy: Ha, ha. So we are both good cooks, yes? Both the best!

Word List

1		foot	
2		cook	
3		look	
4		book	
5		hook	
6		green	
7		sleep	
8		quiet	
9		street	
10		tree	
11	 Elizabeth	queen	
12	Ha! Ha! Ha!	joke	

Games:

Here are a few alternative games for this lesson. They are at different levels and your choice should depend on the level and progress of your student. Good luck!

Game 1

This first game is a variation on the word search – only a little more sophisticated.

In a box (on next page) are many letters – the student must try and create as many words as possible from this lesson (and if you want to confuse things you can add words from other lessons too like I did here: green, need!). Each time a letter is used to create a word it should be crossed out from inside the box and written on the lines below. [You can also have the student colour the letters inside the box with different coloured markers]. At the end – there should remain only 3 letters that weren't used – l, o, o . Why? Because these same letters also create the number: **100!!!**

To make it easier for the student – you may want to provide clues – either in words or in pictures so that they know what to look for exactly:

Below is an example of the following words according to colour coordination (for the game for the student all letters should be black!)

For the teacher the words are:

cook / look/ book/ took/ foot/ good/ need/

For the students the clues are:



take 



opposite of bad (say in Hebrew)

:השלימו את המשפט: I am crying, I a tissue

	o		l		e		c
o		o		k		o	
	k		t		o		k
o		o		b		o	
	e		t		o		f
n		o		o		d	
	e		o		e		g
k		n		e		d	
	o		o		l		d

	o		l		e		c
o		o		k		o	
	k		t		o		k
o		o		b		o	
	e		t		o		f
n		o		o		d	
	e		o		e		g
k		n		e		d	
	o		o		l		d

Game 2

Use pantomime or pictionary:

Using words that were practiced on the wordlist and the yellow card of that lesson (these are their references) – play either game based on your student's preferences and talents (or play neither for that case). Take turns with the student: either draw the word or act out the word given (based on your/student's preference) and the other person has to guess the word, say it and write it down and then check on the card to see that they wrote it correctly. [This can be used for any lesson and words, as long as the words can be acted out or drawn.]

Game 3

A crossword puzzle, where the clues are given in Hebrew – on the last lesson and important previous words learned: First I am giving you the answer sheet. Afterwards will come the puzzle for the students to use in which all words from this lesson are bolded, words from the previous lesson are underlined (the rest of the words can be written down on a piece of paper for students to refer to if they're having trouble remembering the words that aren't from the present and previous lessons) :

	b		o		
c	o	o	k	s	
	o				a
	k	i	n	g	s
i	s			r	
		s	e	e	m
s	a	t		e	
		r		n	o
f	e	e	l		n
o		e			e
o		t	w	o	
t	o		e		

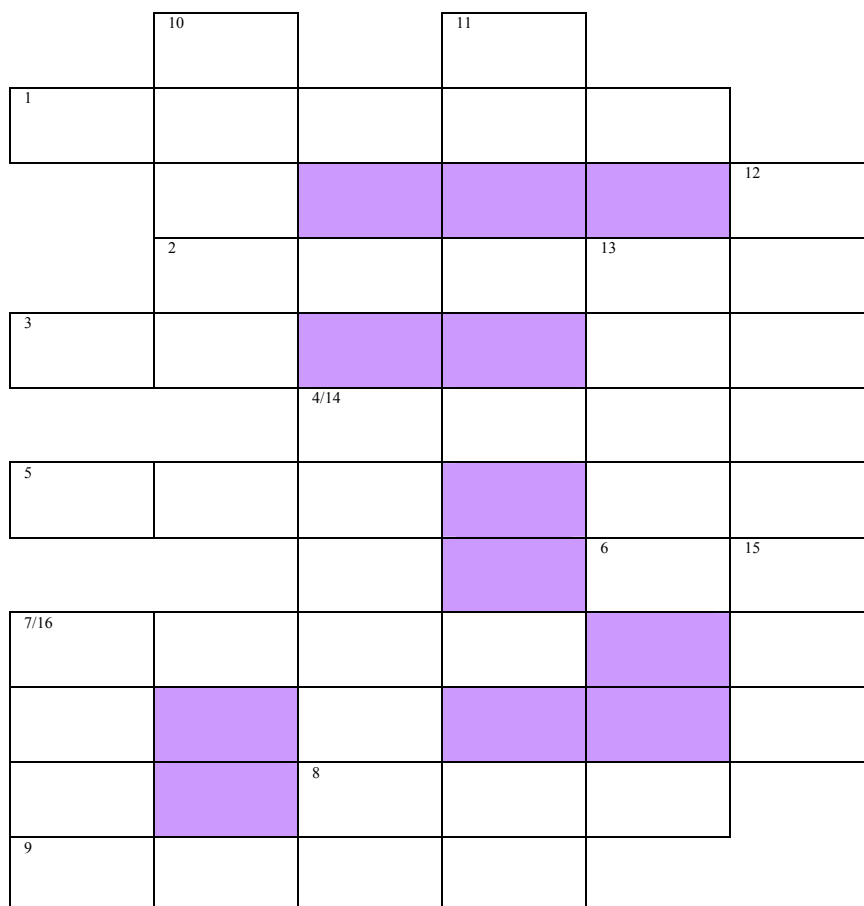
הרמזים:

מאונך:

- 1. ספרים
- 2. "בסדר" (קיצור)
- 3. כמו ש..
- 4. ירוק
- 5. רחוב (או 4 במאוזן) -
- 6. אחת/אחד
- 7. (או 7 במאוזן) רגל
- 8. אנחנו

מאוזן:

- 9. מבשלים (או בשלנים)
- 10. מלכים
- 11. "להיות" בזמן הווה עבור: הוא והיא.
- 12. נדמה
- 13. ישב (שימו לב לזמן)
- 14. לא
- 15. מרגיש (אני)
- 16. שתיים
- 17. ללכת, לשמוע...



kings, is, no, sat, one, two, o.k, to, we, as