

### Rick's Sticks



Rick has ten sticks in a sack.



Rick stacks his sticks.



Sam has snacks in his backpack.



Sam snacks and snacks...Sam is sick.














Sam kicks Rick's stack.



Rick is sad and mad.

Word List

1		Rick	
2		stick	
3		stack	
4		sack	
5		snacks	
6		kick	
7		sick	
8		backpack	
9		Sam	
10		mad	
11		sad	
12	<b>10</b>	ten	

Identify the Hidden Picture

Preparation: Print the large picture of a backpack and the cards; cut up cards.

1. Cover the picture of the backpack with word cards facing up.
2. Cover each word card with a number card.
3. Each player chooses a number and reads the word that appears under it.
4. If he/she reads the word correctly, remove that card to uncover part of the picture. As more words are read and removed, more of the picture appears.
5. The winner is the one who can first identify the hidden picture.

Have fun!! This game can be adapted to any lesson. Use a different picture and different word cards. The numbers can be replaced with pictures. In that case, the player identifies a picture and then reads the word under it.

1	2	3
4	5	6
7	8	9

10

11

12

stick

stack

has

back

sack

ten

kicks

snacks

mad

pack

sad

sick

