



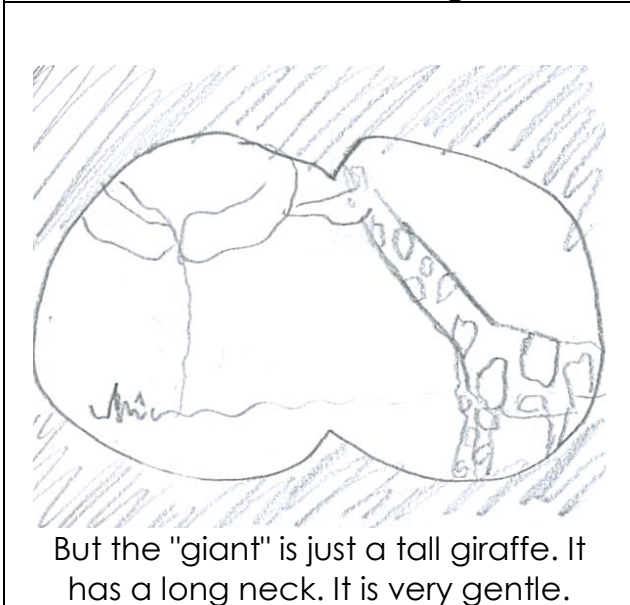
George and the Giraffe




George is on safari in his jeep. He thinks he sees a giant.




He gets his gun. He wants to shoot.




But the "giant" is just a tall giraffe. It has a long neck. It is very gentle.



George wants to put it in a cage, but he sees the giraffe crying. It doesn't want to live in a cage.




















George is sad, too. He decides to let the giant giraffe run free.



George and the free giraffe become good friends.

Word List

1		safari	
2		jeep	
3		giant	
4		gun	
5		shoot	
6		giraffe	
7		neck	
8	עדין	gentle	
9		cage	
10		crying	
11		sad	
12	חופשי	free	

 <p>GO!!</p> <p>→</p>	<p>2</p> <p>cage</p>	<p>לתרגם: אני רציתי</p>		 <p>Flat tire! Go back 3!</p>	<p>10</p> <p>sad</p>	 <p>Don't shoot! (לתרגם!)</p>	<p>12</p> <p>orange</p>	 <p>Lion eats your food! Go back 3!</p>
 <p>FINISH</p>	<p>4</p> <p>jeep</p>			<p>8</p> <p>free</p>				<p>14</p> <p>crying</p>
 <p>George lets the giraffe go _____</p>		 <p>What is this?</p>	<p>6</p> <p>neck</p>	<p>איך מוסיפים -ing לפועל: sit</p>				<p>15</p> <p>giant</p>
<h1>SAFARI</h1>								<p>צורת הרבים של: dish</p>

To make board: trim the white space off the top of the next page, line up the pages so that the game path meets, and glue or tape the two sheets together.

<p>36</p> <p>giraffe</p>		 <p>George wants to put the giraffe in here! What is it?</p>	<p>27</p>	 <p>Beautiful! (!לתרגם)</p>	<p>25</p> <p>shoot</p>	<p>17</p> <p>gentle</p>
 <p>How does George feel?</p>		<p>29</p> <p>think</p>			<p>איך מוסיפים -ing לפועל: bake</p>	 <p>Camping - Miss a turn!</p>
<p>34</p> <p>run</p>		<p>30</p> <p>friends</p>			<p>23</p> <p>want</p>	<p>19</p> <p>see</p>
<p>33</p> <p>gun</p>	<p>32</p> <p>decide</p>	 <p>What is the giraffe doing?</p>			 <p>What is this?</p>	<p>21</p> <p>put</p> <p>20</p> <p>safari</p>

Game Rules: When you land on a square, perform the task (if there is one) or read the word aloud and translate it. If you succeed, stay on the square and wait your next turn. If you don't, go back 3 squares.

הוראות למשחק: כאשר אתה מגיע לריבוע, אתה צריך למלא את המשימה או לקרוא את המילה בקול ולתרגם. אם אתה מצליח, אתה נשאר באותו ריבוע ומחכה לתורך הבא. אם אתה לא מצליח, אתה חוזר אחורה 3 ריבועים.