

Nat's Thin Hat

This is Nat.
Nat has a hat.
This is Nat's hat.



That is Hanna's thin hand.
That thin hand hits hats.



Hanna stands in his hat!
It is thin.



Hanna insists,
"That is a hip hat, Nat!"















Nat isn't sad. "It's a hip hat?"
"This thin hat is a hip hat!" Hanna
said.



Nat has a hip hat...and Hanna's
hand!



Word List

1		hand	
2		hat	
3		hats	
4		hip	
5		his	
6		hit	
7		hits	
8		that	
9		thin	
10		this	
11		Nat	
12		Hanna	

Make Sense of Sentences

This game reinforces the vocabulary learnt in lessons #1-3 inclusive of the original Hickey stories (including this version of #4) and introduces the parts of the sentence. If the student has already learned about sentence structure this will be a revision and reinforcement activity.

Preparation:

Cut out the words below plus the Headings Cards and Sentence Examples. Glue onto card and laminate. Note: Do not laminate the blank cards or, if you wish to, remember to provide the player with a pen that will write on the plastic! The Example Sheet is only for ideas, not for copying.

How to play:

The Headings Cards are placed on the desk/table in the following order - Subject/Noun, Verb, Object/Noun, Prepositions, Pronouns and Adjectives. The student sorts out the Word cards under the correct Headings and then creates grammatically correct sentences using the colour-coded cards. S/he can look at the Hickey stories and the examples for guidance and can construct their own sentences. If wished, they can complete the blank cards with words of their choosing. They then choose six sentences and write them out.

Headings Cards:

SUBJECT/NOUN שם עצם/נושא	VERB פועל	OBJECT/NOUN שם עצם/מושא
PREPOSITION מילת-יחס & Articles	ADJECTIVE שם תואר	PRONOUN כינוי גוף & Possessive

Words and Blank Cards for learners to create their own words:

hand	pan	insist
hands	ant	insists
hat	ants	sit
hats	pants	sat

hip	sand	sits
hips	Dad	spin
pin	Dan	spins
pins	Ann	pin
tin	Nat	pins
tins	Hanna	spit
pit	Nan	spits
pits	hit	isn't
pan	hits	did
didn't	hip	That
tip	thin	This
tips	I	In
nap	his	A
naps	it	An
pat	His	that
pats	It	this
add	is	in
adds	Is	a
stand	Isn't	an
stands	's	

Sentence Examples:

Nat pins his pants.

This Dad sits in sand.

That pin is in Ann's hand.

An ant sits in a tin.