


Who Took My Hat?



It is late.
Eitan is at camp.
He sleeps by a tree. His food hangs in the tree. The kids sleep.



Then— A tap.
"Tap... tap..."
Eitan wakes. He sits up. The moon shines, but he cannot see well in the dark.



Again—
"Tap... tap..."
Eitan looks in the dark.
He sees a shape. It is looking for food.



Eitan gets up. Eitan sees it.
"Hey!"
The shape runs. A raccoon!















Eitan looks.
"My green hat..."
No hat.
"My hat! He took it!"
Eitan runs. His feet run fast.
The raccoon runs. It drops the hat.



Eitan gets his hat back. He puts it on.
He makes sure the food is still hanging in the tree. Eitan looks up. He sees the moon. Eitan thinks, "I can go back to sleep."
The raccoon doesn't come back!

Word List

1		see	
2		sleep	
3		green	
4		feet	
5		raccoon	
6		food	
7		moon	
8		hat	
9		bag	
10		run	
11		tap	
12		can	

Game: Catch the Raccoon!

Directions

Teacher:

- Say: "The raccoon took the _____(choose a word)_____!"
- Tell the student: "Catch it!"

Student:

- Look quickly at the pictures below.
- Find the matching picture FAST (can give some extra time to those that seem to need it).
- Then point to the word in the word bank (or cover it with your finger).
- Say: I see the _____.

Word Bank:

green	moon	food	bag	raccoon	feet	hat
-------	------	------	-----	---------	------	-----

Look and Match:

Look at the pictures below.
Catch what the raccoon took!
Then find the word.

Pictures:



***Teacher Tip-** This game has two steps:

Step 1: Catch (no reading)

Say: "The raccoon took the hat! Catch it!"

The student finds the picture and covers it.

Step 2: Read

Say: "Now find the word hat."

The student points to the word in the word bank and **reads it**.

Bonus Game:

1. Look at all the pictures.
2. Close your eyes.
3. The teacher places a small blank piece of paper to block out one picture.
4. Open your eyes.
5. Say: The _____ is missing (e.g., The hat is missing).
6. Catch it—what did the raccoon take?

*The teacher can switch roles with the student and play again!

Online Game:

<https://wordwall.net/resource/109923941>

Word Bank

green	moon	food	bag	raccoon	feet	hat
--------------	-------------	-------------	------------	----------------	-------------	------------

Pictures

		
		
	Teacher Blank Paper (cut out)	Student Blank Paper (cut out)