













Nick is Sick



Word List












1		Nick	
2		picks	
3		snacks	
4		sick	
5		crick	
6		back	
7		neck	
8		crack	
9		packs	
10		tent	
11		trick	
12		rest	

Fishing Game:

Preparation: Print the cards. Fold them so the word is on the back and the fish on the front, and tape them with a small magnet near each fish's head. (You can cut up an advertising magnet that someone left on your door.) Prepare a fishing rod by taping together a stick, a piece of string, and a magnet at the end where the hook would be.

Activity:

Set up the exercise by placing all the fish, fish side up, on a table or the ground. Show the child how to catch a fish by dangling the fishing rod magnet near the fish's head to "catch" it, taking the fish off the line, and then reading the word.

<p>Nick</p> 	<p>crack</p> 	<p>crick</p> 	<p>packs</p> 
<p>sack</p> 	<p>rest</p> 	<p>trick</p> 	<p>sick</p> 
<p>back</p> 	<p>neck</p> 	<p>tent</p> 	<p>snack</p> 