



# Miss Bess and the Mess




Miss Bess, in her pretty red dress, sits at her desk inside her class.




She has a brass bell, a lamp and black pens in a red tin beside her desk.




Miss Bess tells the kids to sit still. Tess and Ness stand and spin a ball. The ball hits the bell - CLIN!



The brass bell and lamp fall and spill the black pens. Miss Bess yelps - 'IT'S A MESS!'















Ness and Tess don't stress. Yes, they skip to pack the mess.



The mess is less, and the class sits still. Miss Bess smiles - 'Back to class kids!'

## Word List

1		brass bell	
2		class	
3		less	
4		dress	
5		press	
6		kiss	
7		pass	
8		yes	
9		hiss	
10		Bess	
11		mess	
12		stress	

**GAMES:**

<https://wordwall.net/resource/95093428/miss-besss-classGame:>

**It's a mess!** Rearrange the words into a sentence.

1. Bess / desk/ her / sits/ Miss/ at.

---

2. a / she / brass / bell / has.

---

3. the / is /mess /a / class.

---

4. and / ball / Tess / spin / Ness/ the.

---

5. less / is /mess / the.

---

6. Don't / Ness / stress / and / Tess.

---

7. class / kids / to / back.

---

8. skip / the / they / to / mess.

---

9. class / still / the / sits.

---

10. Bess / dress / red / miss / her / in.

---

## Word Search Puzzle

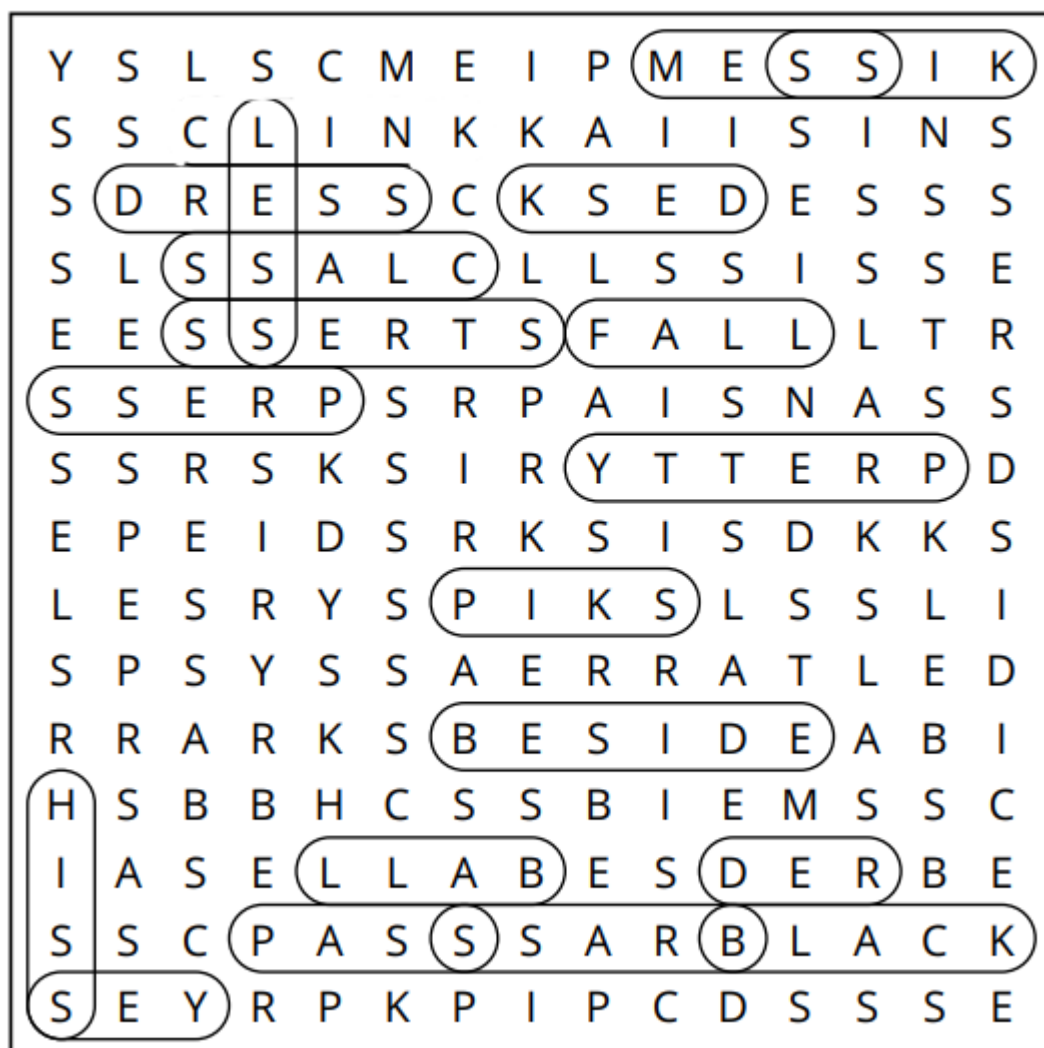
Name: \_\_\_\_\_

Date: \_\_\_\_\_

**Press the Mess**

BRASS	CLASS	LESS	DRESS
PRESS	KISS	PASS	YES
HISS	MESS	STRESS	DESK
PRETTY	RED	BLACK	BESIDE
FALL	SKIP		BALL

# Solution



# Dominoes Game



## How to Prepare the Domino Cards

### 1. Print the Domino Cards

- Use the dominoes template.

### 2. Cut Out the Cards

- Carefully cut along the edges to separate each domino tile.
- Each tile should have two halves (like traditional dominoes), each with a word and an image.

### 3. Stick on Colored Card

- Glue each domino onto a colored cardstock to make them sturdy and visually engaging.

### 4. Laminate

- Laminate the cards to make them durable and reusable.



## How to Play the Game

### Setup

- Shuffle the dominoes and place them in a draw pile.
- Place one domino in the centre to start the game.

### Rules

- Players take turns matching one end of their domino to the open end on the board.
- If a player cannot make a match, they draw from the pile or skip their turn.

### Winning

- The first player to use all their dominoes wins.
- Alternatively, play until all dominoes are used and tally points based on correct matches.



### Variations & Tips


- **Solo Play:** Great for practice—try to complete the chain with all tiles.
- **Timed Challenge:** Use a timer to add excitement.
- **Team Play:** Pair students to encourage collaboration and discussion.



pass  | mass 

| mass  | pass 

brass  | class 

class  | brass 

lass  | less 

lass  | less 



mess



|

stress



stress



|

mess



dress



|

press



dress



|

press



yes



|

bless





yes



|

bless



kiss  | miss 

miss  | kiss 

bliss  | hiss 

hiss  | bliss 