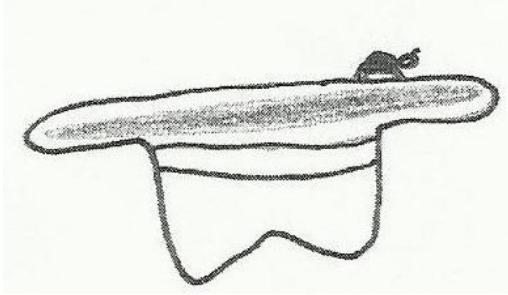



Thin Dan and his Hat


An ant in a hat




Thin Dan has a hat in his hand.




In it is an ant.



An ant in his hat? Dan is sad.



Dan hits that hat...















That ant is in sand.



Thin Dan has his hat!



Word List



1		hat	
2		hand	
3		thin	
4		his	
5		sad	
6		that	
7		Dan	
8		sand	
9		hit	
10		ant	
11		in	
12		has	

Domino game:

Preparation: Print, laminate, cut out dominoes (on solid, not dotted, lines).


Play: Lay the domino with **Start** on the table. Each player picks two dominoes; the rest of the domino cards are a "bank."

The student reads the word on the table and translates it. If he has the card with the matching picture in his hand, he puts the picture card next to the word. If not, he picks a card from the "bank." Play until all the cards are on the table in order until the last card, **End**. Whoever runs out of cards first, wins.

Start	hat
	hand
	thin



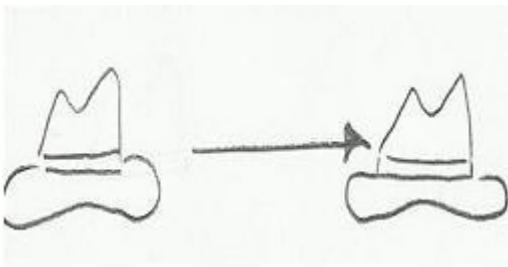
his



sad



that



Dan



sand



hit



ant



in



has



End