



Ted's Hen



Ted has a pet hen.



Ted is sad.




Ted's pet hen isn't in the shed.



His pet hen isn't in the tent.



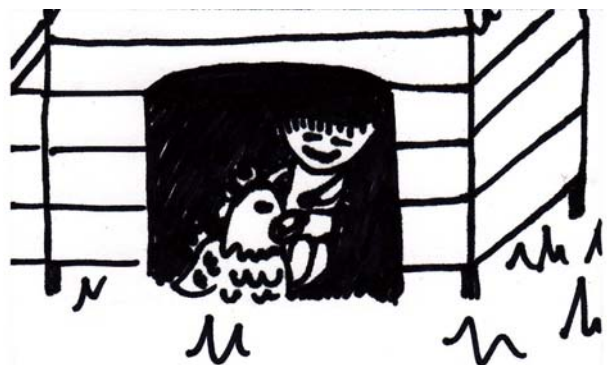
Ted has a net in his hand.



The hen steps in the net.















Ted's hen sits in a nest in the tent.



Sh ... Ted and his hen nap in the shed.
The end!

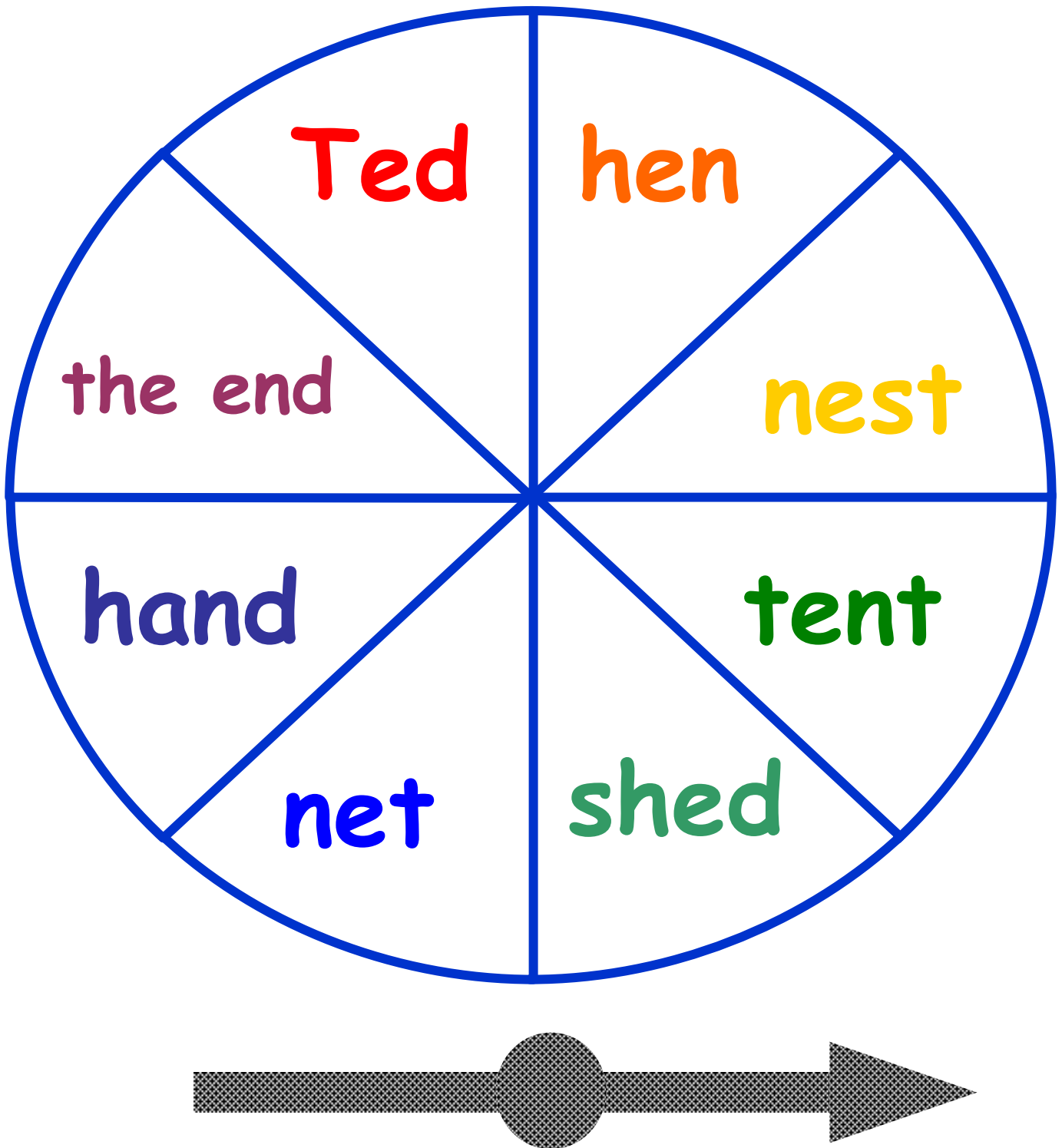
Word List

1		Ted	
2		pets	
3		hen	
4		sad	
5		shed	
6		tent	
7		net	
8		hand	
9		steps	
10		nest	
11		sit	
12		the end	

Spinning Game

Preparation: Cut out and glue the round board, arrow and two rectangular word boards onto cardboard. Attach the arrow to the center point of the wheel, using a pin or tack, to make the spinner.

Play: Players each get a rectangular word board. They take turns spinning the spinner. It points to a word; read the word out loud and place a marker on the word board. The first player to land on each word and fill the board wins.



Ted	hen	nest	tent
shed	net	hand	the end

Ted	hen	nest	tent
shed	net	hand	the end