



















Sid Did It!














 <p>Ann sits in a sand pit and pats sand.</p>	 <p>Sid spits pips in Ann's sand pit.</p>
 <p>Ann spins a tin.</p>	 <p>Sid tips pins in Ann's tin.</p>
 <p>"Dad, Dad" said Ann.</p>	 <p>Dad said, "Did Sid spit pips in Ann's sand pit?"</p>
 <p>Ann said, "Sid did!"</p>	 <p>Dad said, "Did Sid tip pins in Ann's tin?"</p>
 <p>Ann said, "Sid did!"</p>	 <p>"I didn't spit pips and tip pins in," said Sid.</p>
 <p>Dad is sad and Sid is sad</p>	


Word List

1		and	
2		sit	
3	 	sand	
4		sand pit	
5	 	tip	
6	 	pins	
7		spit	
8		tin	
9	 	did	
10	 	didn't	
11	 	dad	
12		sad	

Ruler Matching Game:

- 1) Empty the “sargel m’shulav” numbers out of the clear tray and place the tray over the words.
- 2) Find the picture to match each word, and place its number over the word in the tray.
- 3) Check yourself: slide in the ruler cover, turn over, and compare to the diagram.

1.		3.		4.	 DID	5.		6.			
7.		8.	 	9.	 	10.		11.		12.	
didn't		tip	and	sand	sit	dad		did			
pins		sand pit	tin	sad	spit						



Sid did it !

Fill in the missing words.
You can use the story to help or the word
bank below

Ann _ _ _ _ sand.
Ann _ _ _ Sid
Sid is _ _ _ .
Sid _ _ _ _ ' _ spit pins.
_ _ _ is sad.
Ann's _ _ _ _ pit

Find the words in the Puzzle

d	i	e	o	u	p
i	a	t	i	s	a
d	s	a	d	a	t
n'	i	n	a	n	s
t	t	d	d	d	t
a	e	i	o	u	p

Word bank

sad dad
and didn't
sand pats