




Mick's Trick



Sam Peck and Mick Hadad skip.




Sam trips in a pit.




Sam rests in bed. He is sick.
Sam and Mick are sad.



Mr. and Mrs. Peck aren't in.















This is the Pecks' back deck.
Mick has a trick. "I can stack
bricks and sticks. I can stand!"



There is Sam, sick in bed!
Sam and Mick aren't sad.

Word List

1		Sam	
2		Mick	
3		brick	
4		trips	
5		skips	
6		rest	
7		sad	
8		trick	
9		stack	
10		sticks	
11		stand	
12		sick	

The Brick Trick

The object of the game is to review the sound of "-ck" and also to differentiate the rhyme of the "-ick" combination from other -ck words, and increase reading fluency.


Preparation:

1. Glue the word bricks onto cardboard, (lamination optional), cut into individual cards. (Use the 3-D bricks if you have patience to cut them out, the second set otherwise.)
2. Print one page for the learner containing the game board. (You can either laminate it for reuse, and write the learner's name and score on it with erasable marker, or print a page for the learner to write on in pencil and keep.)
3. You need a stopwatch for this game (or use your cellphone!)

Play:

1. Have the learner write their name on the line at the top of the page.
2. Place the bricks in a pile face up.
3. Start the timer!
4. Learner reads the words one by one. If it is a word that rhymes with "Mick" place it in the empty brick path, starting at 1 and ending at 7.
5. You must reach your sick friend quick!
6. As soon as you finish the path and reach Mick in the window, stop the stopwatch.
7. Have the learner record their "score" in the score box (a lower score is better!)
8. Repeat the game and try to beat your previous best score.
9. For a lower pressure game with more writing practice, read the words from the word bricks aloud and write or copy them into the empty spots on the path.

3-D Word bricks:



OR

Easier-to-cut-out Word Bricks:

sick	stick	tick	thick	brick	pick	trick
deck	stack	rack	peck	snack	back	smack

_____ 's TRICK
(student's name)

MICK IS SICK. HE NEEDS A FRIEND QUICK!!

