

Bill and Nell



This is Bill. He is tall. Bill likes basketball and slides big and small balls in the net.



Nell is his pal. Nell admires Bill's skill at basketball.



Bill tells Nell in a panic, "Listen, I am ill! I can't slide the basketballs in the net. My hand and neck and back are tired."
Nell, his pal, says "Let me help."



Nell yells, "Pals, Bill is ill; let's help him!"
They all like Bill. The nine pals at the picnic in the hills pack their backpacks, and ride their bikes a mile in an instant.















His pals hand him an aspirin pill and a little milk. Bill has the aspirin pill and sips the milk. They strike a bell.



In an instant Bill stands tall. He smiles and yells, "I am splendid, thanks pals!" and slides all the basketballs in the net.

Word List

1		Bill	
2		Nell	
3		pals	
4		tall	
5		small	
6		basketball	
7		ill	
8		hills	
9		pill	
10		bell	
11		yells	
12		backpack	

Game 1: Concentration or Matching Game

Cut apart the squares. Match each word or sentence to the picture it describes.



pals



basketball



Bill has the
aspirin pill and
sips the milk.



They strike a
bell.



Nell yells!




backpack



hills



This is Bill.



tall



ill



big and small
balls

Game 2: Symbols Board Game **(Adapted from Mandy Harpaz's original game)**

Preparation: This is a path game with the following symbols along the way: question marks, basketball player (Bill), basketball/net, and bike.

Cards to use with the board for this lesson are below. Cut the cards so that the symbol will be the back and the front will have the text or picture. Then fold each card on the dotted line (with front and back facing outward) and glue or laminate.

Additional equipment: die, playing piece for each player.













































Setup: Stack the cards by symbol in piles in empty areas of the board.









Play: Player rolls the die, moves to a square, and when he lands on a symbol, has to choose a card from the pile with the matching symbol:

- **Basketball/net:** read the word
- **Basketball player (Bill):** look at the picture and say the word it represents.
- **Bike:** Act out the word/phrase on the card (Let student translate if acting it out is too difficult.)
- **Question mark:** Ask and answer a question.

Lesson 15, Target letter -ll





















by: Tamar Berger







1 START →	2 	3 	4 					13 	14 	15 	16 	
			5 					12 ?			17 	
51 FINISH ↑			6 	7 ?	8 	9 	10 	11 			18 	
	50 	49 ?							19 			20 
48 			38 	37 	36 	35 	34 	33 ?	32 	31 	21 	
47 			39 							30 	22 	
46 			40 							29 	23 	
45 			41 							28 	24 	
44 	43 ?	42 							27 	26 	25 	

					
pals	tall	small	basketball	ill	hills
					
pill	bell	yells	backpack		

Lesson 15, Target letter -ll

by: Tamar Berger

					
					
					
		<p>Pack a backpack.</p>	<p>Smile.</p>	<p>Yell, "help!"</p>	<p>Strike a bell.</p>

					
<p>Hand Bill an aspirin pill.</p>	<p>Stand tall.</p>	<p>Yelp, "Thanks Pals!"</p>	<p>Ride a bike in the hills.</p>	<p>Admire a skill.</p>	<p>Slide big and small balls in a net.</p>
<p>?</p>	<p>?</p>	<p>?</p>	<p>?</p>	<p>?</p>	<p>?</p>
<p>Who is in the story? מי בספור?</p>	<p>What does Nell admire? מה נל מעריץ?</p>	<p>Why can't Bill play basketball? למה ביל אינו יכול לשחק כדורסל?</p>	<p>Where are Bill's pals? איפה נמצאים החברים של ביל?</p>	<p>How do Bill's pals arrive so quickly? איך מגיעים החברים כל כך מהר?</p>	<p>When does Bill start feeling better? מתי ביל מתרפא?</p>