
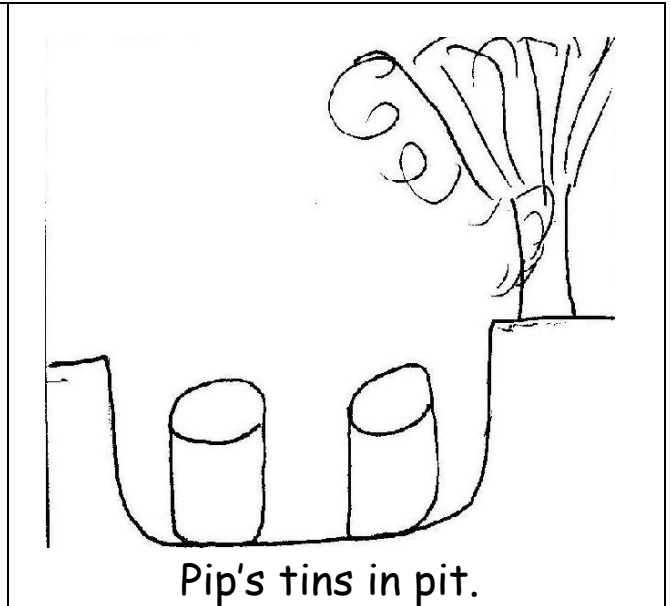



Pip in Tin




It's Pip!




Pip's tins in pit.




Pip sits in tin.



Pip sips in tin.








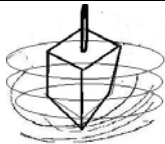




Pip snips.



Pip spins.

Word List

1		Pip	
2	הוא (חפץ)	it	
3	it is	it's	
4		sit	
5		sip	
6		in	
7		snip	
8		pit	
9		pits	
10		spin	
11		tin	
12		tins	

MEMORY Game

Goal: To review the different uses of the ‘s’ and ‘ ’s ’ .

Preparation: Make up 7 pairs of cards with the following words.

Play: Each player has to make a match. In the process, when turning over the cards, each player should read each word and identify the ‘s’ or ‘ ’s ’ rule for the word.

Since there are 7 pairs, the player with the majority of matches wins the game.

Pip	Pip's
pit	pits
tin	tins
sip	sips
snip	snips
sit	sits
spin	spins